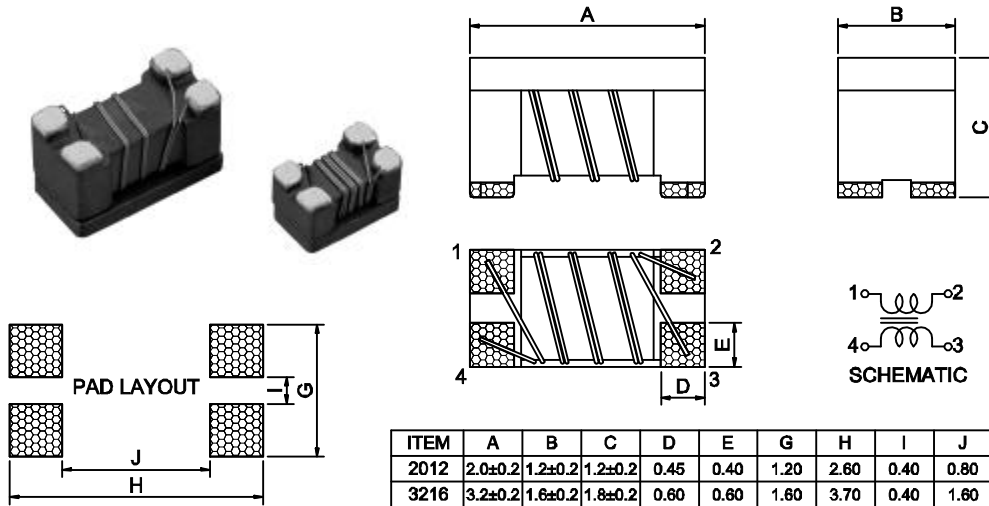


Shape and Size : (Dimensions are in mm)



Features :

- High common mode impedance at high frequency effects excellent noise suppression performance .
- Realizes small size and low profile .

Ordering Information :

SMD WCM 3216 S - 900 - 2P

(1) (2) (3) (4) (5) (6)

(1) Type : **Surface Mount Devices.**

(2) Style : Wire **Wound Type Common Mode Filter.**

(3) Dimension: **L=3.2mm, W=1.6mm.**

(4) Design Code.

(5) Impedance : **900 for 90 OHM.**

(6) 2P: **2 Lines.**

Characteristics :

- Rated Current: The current when temperature of coil increases up to Max. $\Delta T=30^{\circ}\text{C}$. ($T_a=20^{\circ}\text{C}$)
- Rated voltage : DC 50V.
- Dielectric strength : 125VDC(1minute between lines)
- Insulation resistance : 10M Ω Min(100VDC, between lines).
- Operating temp. : -25°C to 85°C .

Part No.	Impedance @100MHz ($\Omega \pm 25\%$)	DCR (Ω) Max.	Rated Current (mA)
SMDWCM2012S-670-2P	67	0.25	400
SMDWCM2012S-900-2P	90	0.35	330
SMDWCM2012S-121-2P	120	0.30	370
SMDWCM2012S-181-2P	180	0.35	330
SMDWCM2012S-201-2P	200	0.35	330
SMDWCM2012S-261-2P	260	0.40	300
SMDWCM2012S-371-2P	370	0.40	280
SMDWCM3216S-900-2P	90	0.30	370
SMDWCM3216S-161-2P	160	0.40	340
SMDWCM3216S-261-2P	260	0.50	310
SMDWCM3216S-601-2P	600	0.80	260
SMDWCM3216S-102-2P	1000	1.00	230
SMDWCM3216S-222-2P	2200	1.20	200

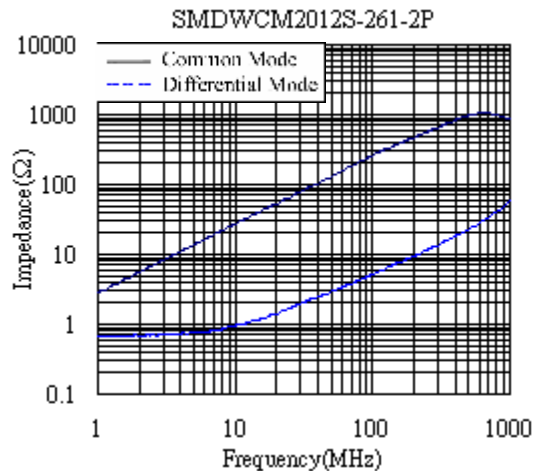
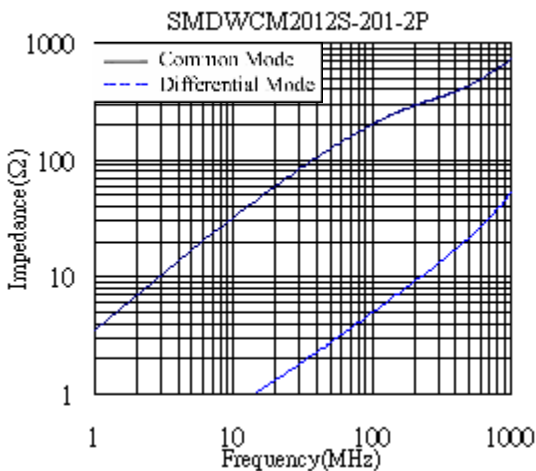
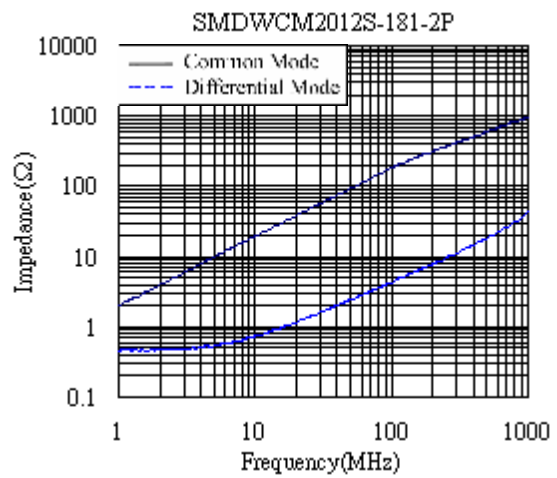
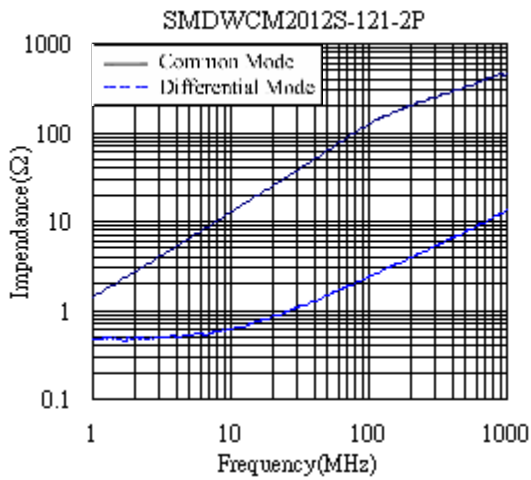
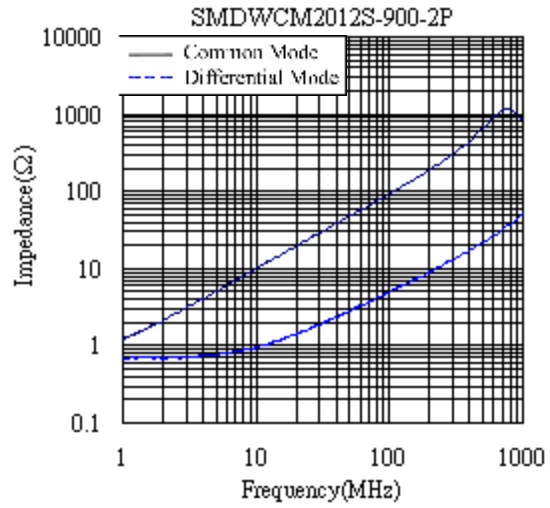
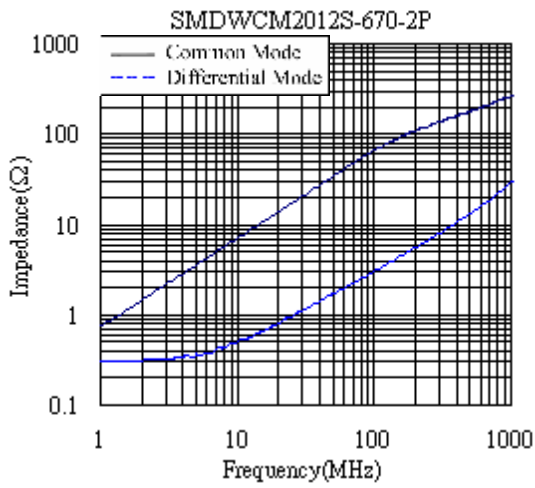
Test equipments :

- Impedance: Agilent E4991A RF Impedance analyzer with Agilent 16197A test fixture .
- DCR: Milli-ohm meter .
- Electrical specifications at 25°C .

Applications :

- Interface : LVDS for LCD, USB 2.0, IEEE 1394 .
- Notebooks, personal computers and peripherals .
- High density digital equipments .

Typical Impedance v.s. Frequency Curve :



Typical Impedance v.s. Frequency Curve

